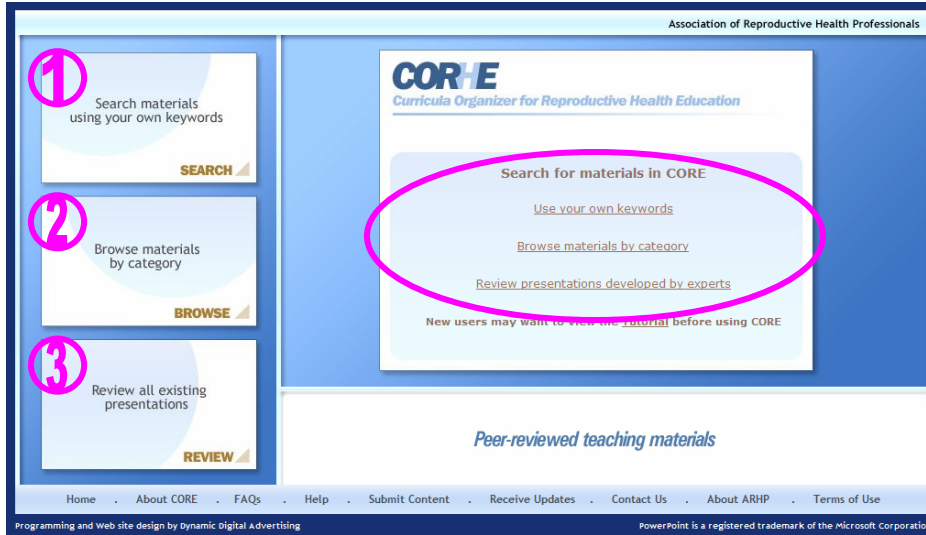


Tutorial: Searching for Materials

Searching from the CORE Home Page

To search for materials directly from the CORE home page, either click on the links in the center pane or roll your mouse over the links in the squares on the left.



① Search materials using your own keywords

This search option allows you to **type in any combination of keywords** to find individual PowerPoint slides, complete slide sets, and accompanying activities and handouts.



After entering your search terms, select whether you want CORE to return results that include *all* of the words, *any* of the words, or the *complete phrase* you entered. You can refine your search by entering additional keywords after your results are returned.

2 Browse materials by category

This search option offers **predetermined keywords** based on the major topic areas represented in CORE. This list may expand as additional topic areas are added to CORE.



Clicking on one of these keywords will yield individual PowerPoint slides, complete slide sets, and accompanying activities and handouts. You can refine your search by entering additional keywords after your results are returned.

3 Review all existing presentations

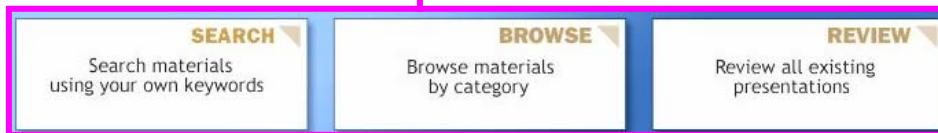
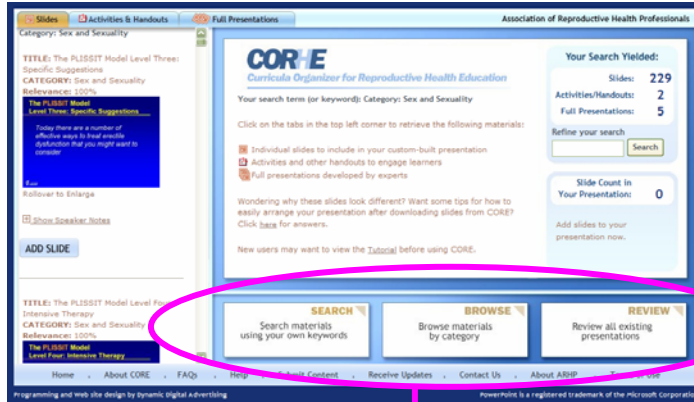
Use this search option to **view all complete PowerPoint presentations** housed in CORE.



Presentations are organized by topic area.

Starting a New Search from the Search Results Page

You can easily start a new search while you are on the search results page. (For more information about using your search results, please visit the Using Your Search Results section on the CORE site.)



Roll your mouse over the box at the bottom of the screen to begin your new search without going back to the CORE home page.